




Accessories for buffered power supply units



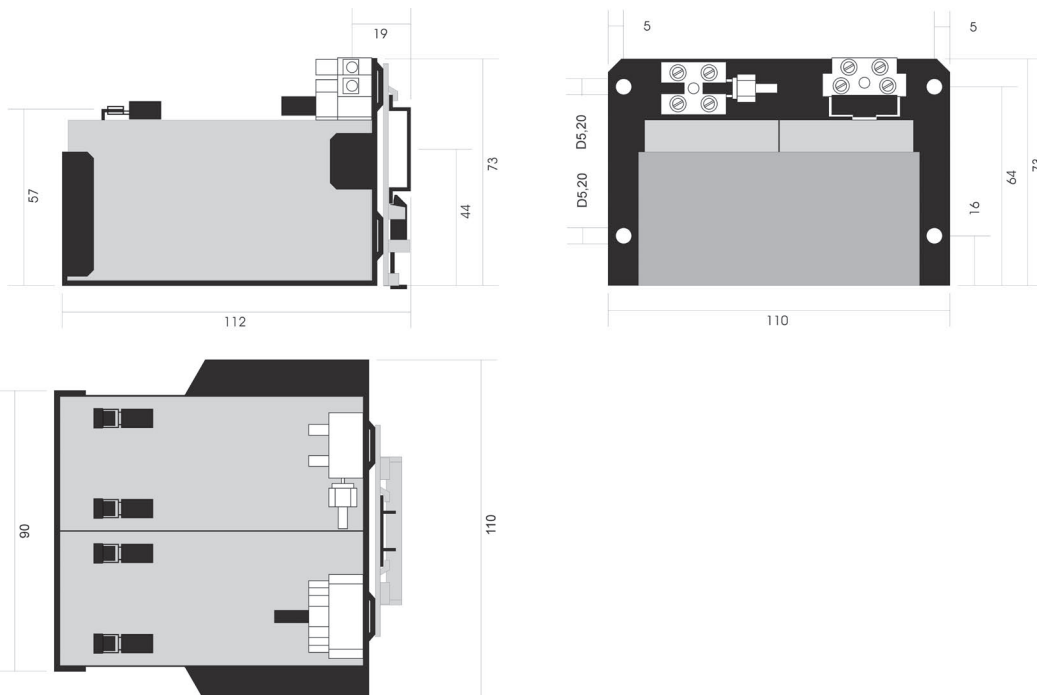
→ Accumulator packs

- › Assembly on DIN-rail
- › Maintenance-free
- › Temperature sensor optionally integrated

→ [Data sheet](#)

→ Accumulator-Pack 1,2 Ah 24 V

Nominal voltage	24 V DC
Nominal capacity	1,2 Ah @ Load current 0,06 A / 20 h 1,14 Ah @ Load current 0,12 A / 10 h 1,02 Ah @ Load current 0,204 A / 5 h 0,54 Ah @ Load current 1,2 A up to 19,2 V 0,42 Ah @ Load current 3,6 A up to 19,2 V
Internal resistance	156 m Ω @ 1 kHz
Fusing	10 A medium sluggish; 351 A ² s
Charging end voltage	
Cyclic operation	28,8 ... 30,0 V @ 20 °C / max. charge current 0,36 A
Buffer operation	27,2 ... 27,8 V @ 20 °C
Temperature dependency of the charging end voltage	- 36 mV / °C in the range of -10 ... 40 °C
Recommended charging current with IU- characteristic curve	120 mA
Disscharging end voltage	19,2 V ... 21,0 V @ 20 °C
Self discharge @ 20 °C of	92 % of the nominal capacity after one month 90 % of the nominal capacity after three month 80 % of the nominal capacity after six month
Life time	
Cyclic operation	100 % (200 cycles) 80 % (225 cycles) 50 % (500 cycles)
Buffer operation	3 ... 5 years
Ambient temperature range	-15 ... 40 °C
Weight	1,60 kg
Assembly	on DIN rail TS35 acc. to EN60715
Terminals	Skrew-type terminals
Conductor cross-section liquid or flexible	
Without wire-sleeves	0,2 ... 2,5 mm ²
With wire-sleeves	0,25 ... 2,5 mm ²

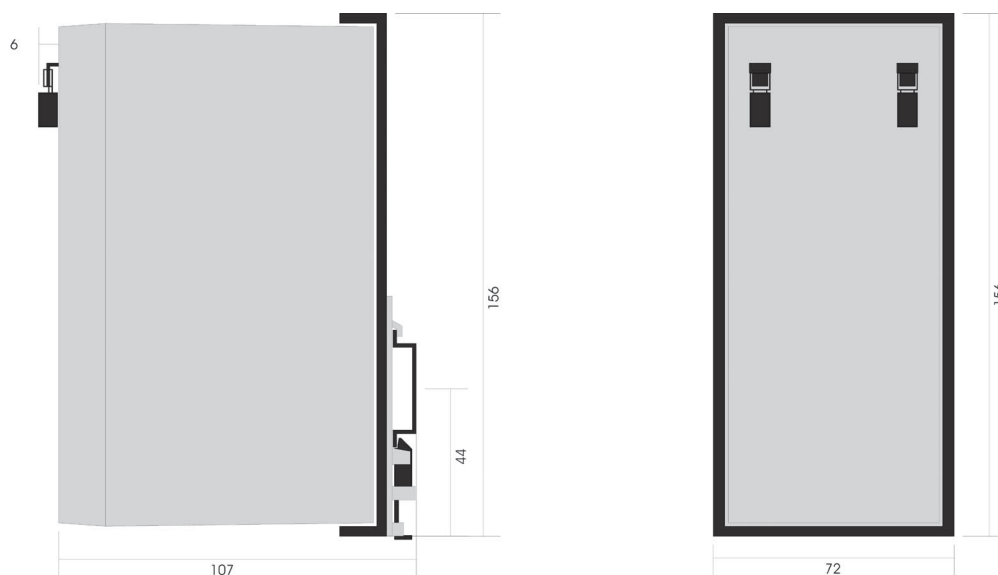


Dimensions in mm



→ Accumulator-Pack 7 Ah 24 V (consisting of two accumulators 7 Ah 12 V)

Nominal voltage	24 V DC
Nominal capacity	7,2 Ah @ Load current 0,36 A / 20 h 6,84 Ah @ Load current 0,72 A / 10 h 6,12 Ah @ Load current 1,22 A / 5 h 3,24 Ah @ Load current 7,2 A up to 19,2 V 2,52 Ah @ Load current 21,6 A up to 19,2 V
Internal resistance	44 m Ω @ 1 kHz
Fusing	none, external fusing necessary about 30 A
Charging end voltage	
Cyclic operation	28,8 ... 30,0 V @ 20 °C / max. charge current 2,16 A
Buffer operation	27,2 ... 27,8 V @ 20 °C
Temperature dependency of the charging end voltage	- 36 mV / °C in the range of - 10 ... 40 °C
Recommended charging current with IU- characteristic curve	720 mA
Discharging end voltage	19,2 V ... 21,0 V @ 20 °C
Self discharge @ 20 °C of	92 % of the nominal capacity after one month 90 % of the nominal capacity after three month 80 % of the nominal capacity after six month
Life time	
Cyclic operation	100 % (200 cycles) 80 % (225 cycles) 50 % (500 cycles)
Buffer operation	3 ... 5 years
Ambient temperature range	-15 ... 40 °C
Weight	1,60 kg
Assembly	on DIN rail TS35 acc. to EN60715
Connection	Plain connector 4,8 mm (in the scope of supply)



Dimensions in mm
Subject to technical changes




An accumulator pack consists of two adjacent single mountable accumulators.

→ Temperature sensor


Design	Thermal resistor (NTC)
Resistance	1 k Ω @ 25 °C
Beta-Value	3730 K (B25 / 100)
Assembly	M3-Thread
Length of connection cable	2 m

→ Ordering code

Article-No.	Type	Description
109ZAPB01T	AP-PB-24V-01Ah-T	Accupack for DIN-rail assembly 1,2 Ah, 24 V incl. temperature sensor
109ZAPB01X	AP-PB-24V-01Ah	Accupack for DIN-rail assembly 1,2 Ah, 24 V without temperature sensor
109ZAPB07T	AP-PB-24V-07Ah-T	Accupack for DIN-rail assembly 7 Ah, 24 V incl. temperature sensor
109ZAPB07X	AP-PB-24V-07Ah	Accupack for DIN-rail assembly 7 Ah, 24 V without temperature sensor
109ZTF01	TF01-M3-2 T	Temperature sensor, assembly M3-Thread, incl. 2 m-connection cable

 Accumulators with bigger capacity on request.

→ Are you looking for a suitable buffer charging device?



PLG 60 - Accumulator buffered 24 V power supply

- Usable for lead and gel accumulators with capacities of 1.2 Ah up to 38 Ah
- Nominal output current 1,25 A
- High efficiency by microcontroller supported loading and discharging of the accumulator
- Higher accumulator life time by an optional temperature sensor

→ Contact

Elektra Elektronik GmbH & Co Störcontroller KG | Hummelbühl 7-9 | 71522 Backnang | Germany
 Phone +49 (0) 7191.182-0 | Fax. +49 (0) 7191.182-200 | info@ees-online.de | www.ees-online.de