

ISO 9001:2008
CERTIFIED COMPANY



APPLICATIONS

Usage monitoring, such as:

- Industrial wastewater discharge
- Grey water
- Well monitoring
- Irrigation

FEATURES

- No moving parts
- Minimal straight pipe required
- Battery powered
- Built-in rate & total indicator
- Corrosion resistant
- Pulse output (WMP101 only)

GENERAL INFORMATION

The WMP-Series is a full-bore, plastic-bodied electromagnetic flow meter designed for flow and usage monitoring applications in 1, 2 and 3 inch pipe. The polypropylene flow tube offers corrosion resistance to a wide range of chemicals and fertilizers. It is light weight and easy to install or remove from the pipe for inspection*.

With no moving parts, the magmeter permits unobstructed flow, minimizing flow disturbances and straight pipe requirements. The WMP-Series can be used in piping configurations where there is little space between the meter and an elbow or valve. The WMP-Series is resistant to wear from sand and debris found in ground or surface water. Since there are no bearings or propeller to wear out, maintenance and repair costs are kept to a minimum and it tolerates high flows without damage.

A hinged polyethylene cover is included that protects from dust and UV rays, while permitting easy access to the flow rate and total display. The electronics housing can be fitted with cross-drilled screws and seal wire for tamper-evidence. Flow rate and total can be displayed in a variety of units, customer-selected and factory-set.

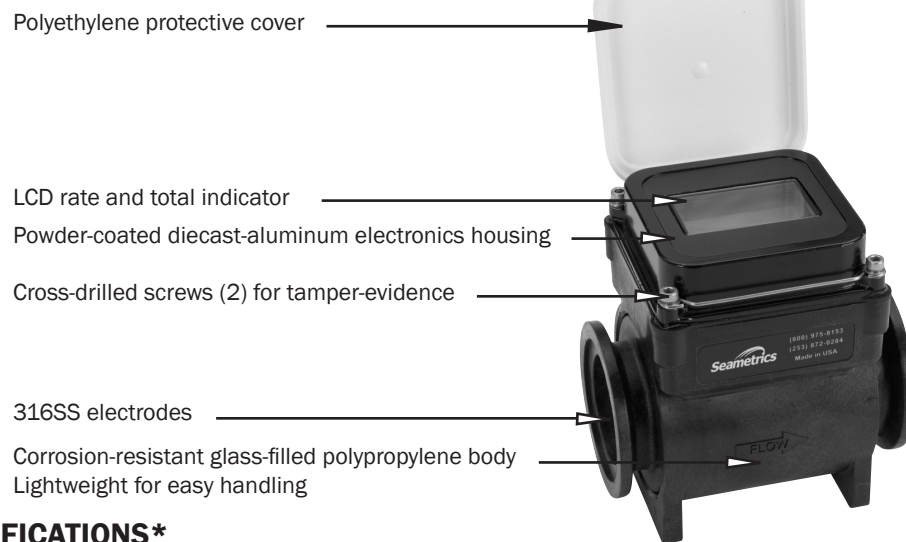
The WMP-Series is used for tracking flow rate and total flow in usage monitoring applications including wells, industrial wastewater, heap leach mining discharge, cooling tower duct, turf, landscape, and other water reclamation applications. In the event of DC power loss, or when changing batteries, the WMP will retain internal settings and flow total.

The **WMP101** is externally powered via a 5-pin connector cable (20ft/6m) which also provides pulse output for use with a variety of Seametrics and other displays and controls for remote reading, data logging, pulse-to-analog conversion, and telemetry applications.

The **WMP104** is a battery-operated unit for use when pulse output is not required. The standard batteries are user replaceable with an approximate 1 year life depending on usage. An extended battery life option offers an estimated 2-4 year life depending on usage.

*Includes Seametrics NPT fitting kit on 2" and 3" models.

FEATURES



**Seametrics Fitting Kit
for 2 & 3 inch model**

SPECIFICATIONS*

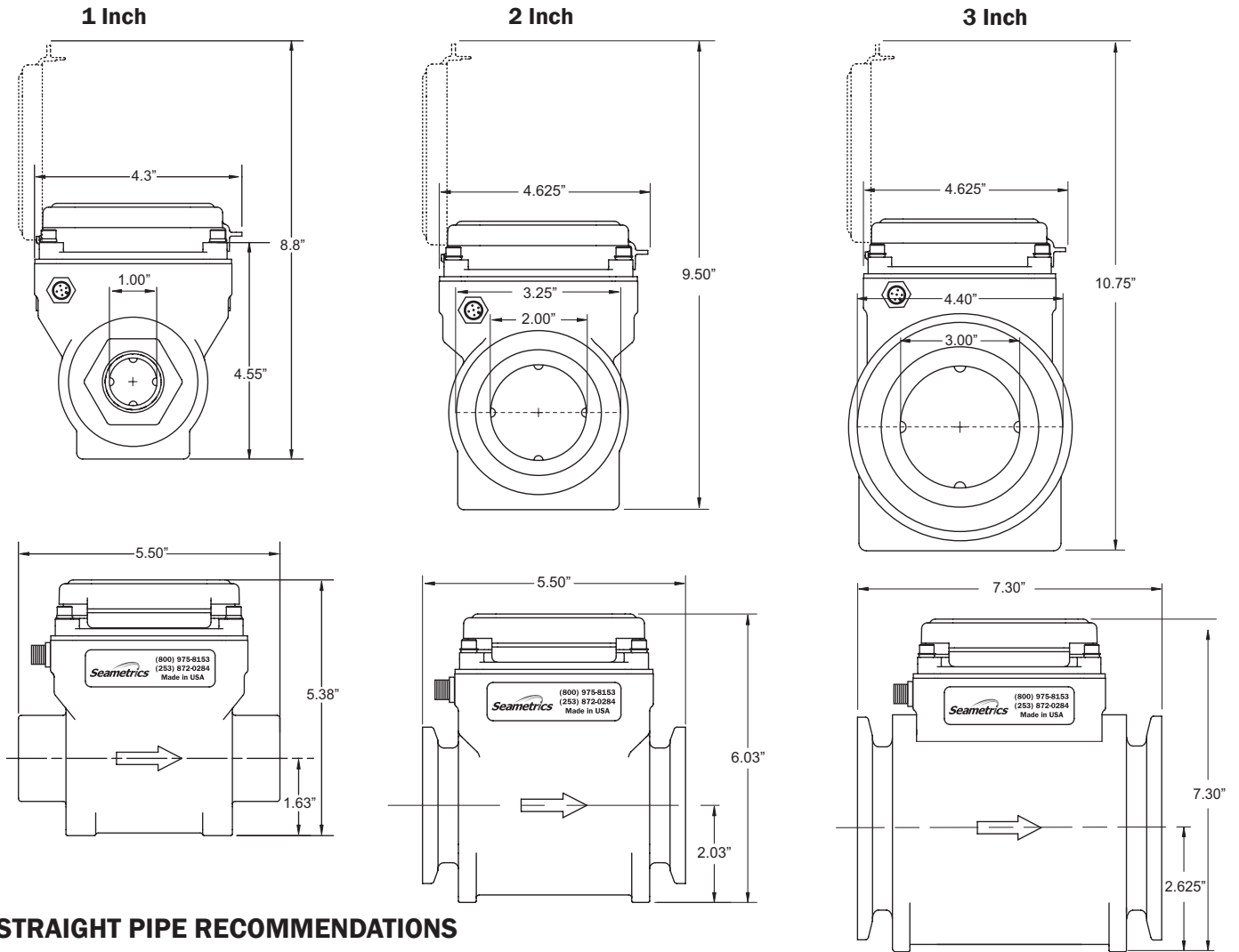
Pipe Size	1, 2 or 3 inch full port		
Fittings	1 inch NPTF, 2 or 3 inch flange clamps with 2 or 3 inch NPTF fitting kit		
Pressure	150 psi or 10.3 bar working pressure @ 70° F		
Operating Temperature Range	10° to 130° F (-12° to 54° C) operating, -40° to 176° F (-40° to 80° C) non-operating		
Accuracy	+/-1% of reading (between 10% and 100% of max flow) +/-3% of reading (between cutoff and 10% of max flow)		
Flow Range	Minimum	1 inch: 2.3 GPM (.145 LPS) 2 inch: 6 GPM (.38 LPS) 3 inch: 14 GPM (.88 LPS)	
	Maximum	1 inch: 110 GPM (6.94 LPS) 2 inch: 300 GPM (18.9 LPS) 3 inch: 670 GPM (42.3 LPS)	
Materials	Body	Glass-filled polypropylene	
	Electrodes	316 stainless steel	
	Electronics Housing	Diecast aluminum, powder-coated	
	Display Cover	Polyethylene	
Display	Rate	Rate	Total
	Digits	6	8
	Units	Gallons/Minute, Million Gallons/Day, Cubic Feet/Second, Cubic Feet/Minute, Liters/Second, Liters/Minute, Million Liters/Day, Cubic Meters/Minute, Cubic Meters/Hour	
		Acre-Feet, Acre-Inch, Gallons, Gallons x 1000, Cubic Feet, Liters, Megaliters, Cubic Meters, Cubic Meters x 1000	
Security	Cross-drilled screws and tamper-evident seal (optional)		
Power	WMP101	10-30 Vdc @ 60 mA max (15 mA average) NOTE: Using an unregulated power supply >18 Vdc may damage the meter due to AC line input voltage fluctuation	
	WMP104	6 each AA alkaline cells, replaceable. Estimated life is 1 year depending on usage (standard) 2 each C lithium batteries, replaceable. Estimated life is 2-4 years depending on usage (Extended battery life option)	
Pulse Output Signal (WMP101 Only)	Current sinking pulse, opto isolated, 32 Vdc max at 10 mA max		
Pulse Rate (WMP101 Only)	Low Frequency (-PxU)	1 unit/pulse out, pulse width of 10ms depending on unit selection	
	High Frequency (-HF)	1"	2"
	Pulse/Gal	80	30
	Pulse/Liter	21.136	7.926
		3"	
		13	Pulse width 1.1 ms, min - max frequency, 3 - 150 hz
Empty Pipe Detection	Hardware/software, conductivity-based		
Conductivity	>20 microSiemens/cm		
Environmental	NEMA 4X standard		
Electrical Connection (WMP101 Only)	5 pin male circular connector, mates to industry standard cable		

*Specifications subject to change • Please consult our website for current data (www.seametrics.com)

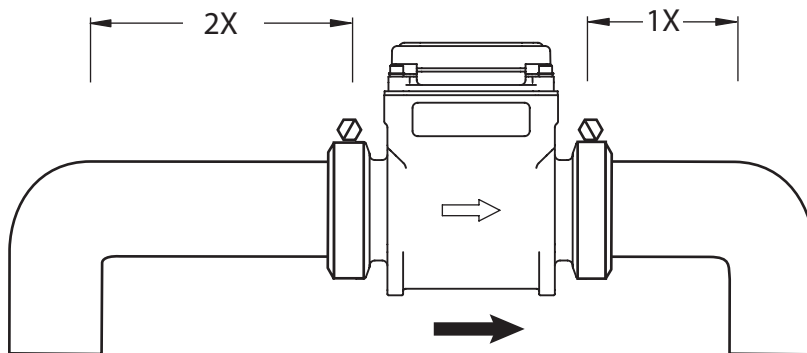
DIMENSIONS

Power/Output Cable -
WMP101 Only

Seametrics WMP Fitting Kit
(Not Shown)



STRAIGHT PIPE RECOMMENDATIONS



**Minimal straight pipe
required between elbows.
For other piping configurations,
consult factory.**

FLOW RANGE

	1"		2"		3"	
	Gal/Min	Liter/Sec	Gal/Min	Liter/Sec	Gal/Min	Liter/Sec
Minimum	2.3	.145	6	.38	14	.88
Maximum	110	6.94	300	18.9	670	42.3

